



## Spatial Upmix Demo Application User Guide

GAUDIO Spatial Upmix DEMO APP Android Version V.1.0.0

[Spatial Upmix Demo APP v.1.0.0 user guide]

***Before using Gaudio Spatial Upmix DEMO APP, Please Switch OFF any Audio Effects that are running with your device for appropriate evaluation.***

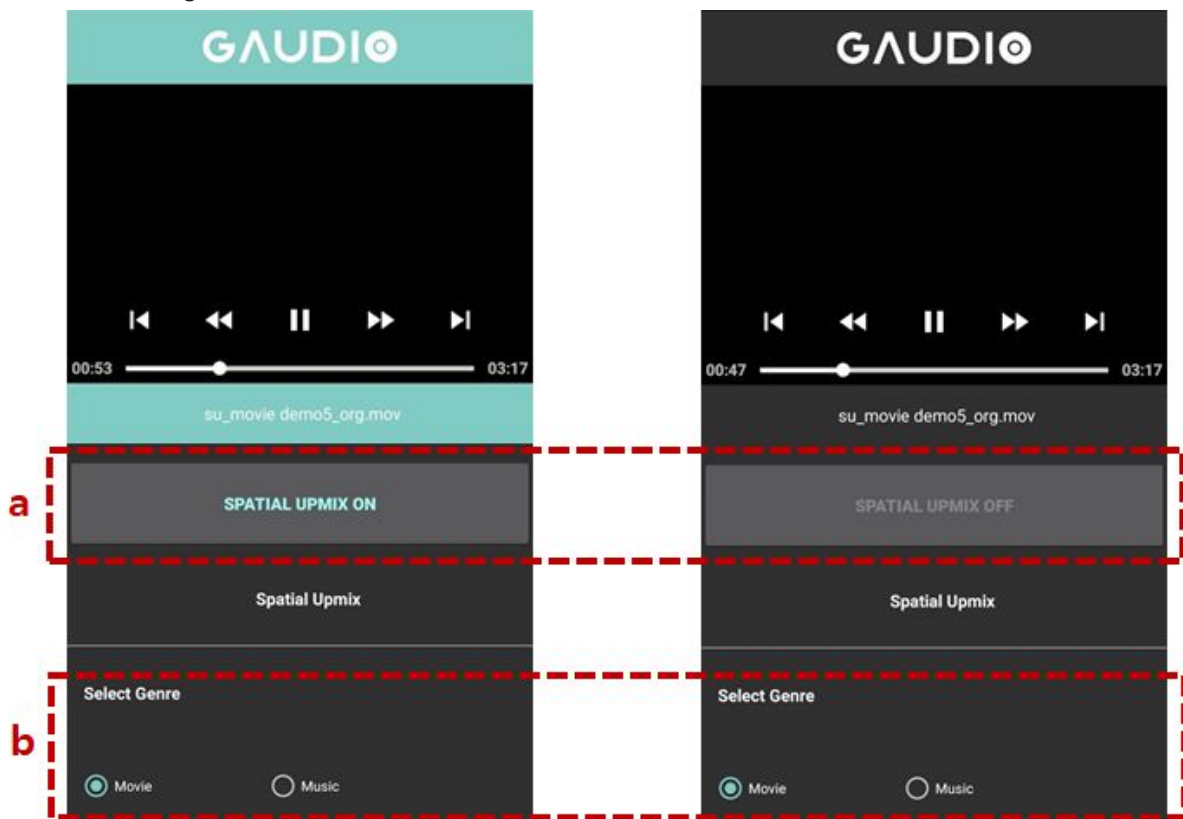
Demo APP is ONLY Available for Android version

- Supported Format
  - Container : wav, mp3, mp4, mov
  - Codec : pcm, mp3, aac

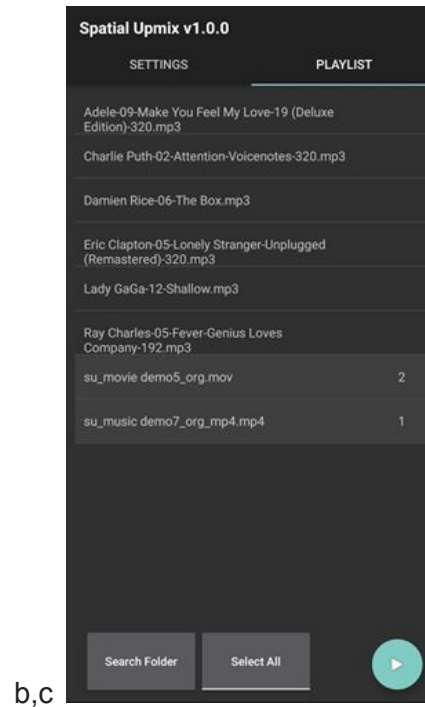
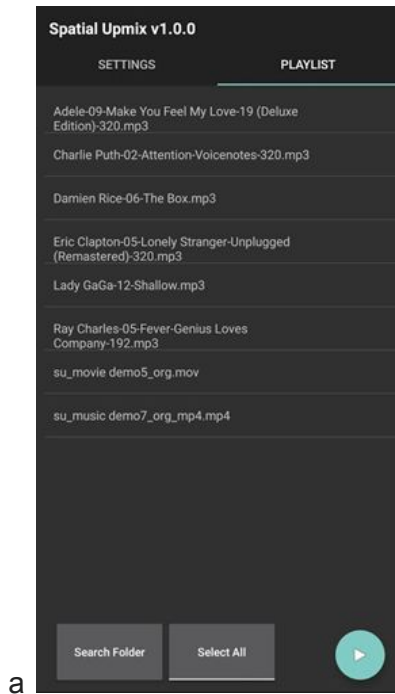
Part 1 : Getting Started

- Create a folder \Gaudio\Upmix in root directory of phone storage then save the test items in the folder.
- Download and install apk file on your device then open the Demo App.

Part 2 : Running APP



- a. With SPATIAL UPMIX ON/OFF button Spatial Upmix feature can be ON or OFF
- b. Please select Movie or Music depends on you test content



- a. \Gaudio\Upmix folder's music sources are set as default, you can select other folder in "Search Folder"
- b. You can select songs by touch.
- c. Selected songs are indicated with numbers in play order.

### 3. To Play

- Please press the play button at right bottom of the page to play the music.
- If music is not playing, please go to PLAYLIST and make sure you have selected songs to play.